

“ज्ञान, विज्ञान आणि सुसंस्कार यासाठी शिक्षण प्रसार.”

-शिक्षणमहर्षि डॉ. बापूजी साळुंखे

Shri Swami Vivekanand Shikshan Sanstha Kolhapur's
Ramkrishna Paramhansa Mahavidyalaya,
Osmanabad

IQAC

Online Student Satisfaction Survey Report

Year 2018-19

During the academic year 2018-19 IQAC conducted Student Satisfaction Survey with regard to institutional performance. The survey seems to be useful to enhance the quality of education.


Total Number of Students	: 1594
Email sent to total number of Students	: 1244
Total Number of students responded online	: 386
Percentage of student responded online	: 24.21%
Percentage of student who have given 4 Marks (Option)	: 74.59%
Percentage of student who have given 3 Marks (Option)	: 17.44%
Percentage of student who have given 2 Marks (Option)	: 4.47%
Percentage of student who have given 1 Marks (Option)	: 2.16%
Percentage of student who have given 0 Marks (Option)	: 1.35%

The suggestions made by student are as follows:


- 1) Vacant Post of teachers should be filled.
- 2) PG Courses in science should be started.
- 3) Less number of Student placements.
- 4) Construct Boys Hostel.
- 5) Organize National/International Seminar/ Conference/ Workshops.
- 6) More Skilled based courses should be introduced.
- 7) Good canteen facilities should be provided.



Dr.S.A.Ghodake
(II Criteria Chairman)



Dr. A. B. Indalkar
(IQAC Coordinator)


Principal
Ramkrishna Paramhansa
Mahavidyalaya, Osmanabad

ज्ञान, विज्ञान आणि सुसंस्कार यासाठी शिक्षण प्रसार”

- शिक्षणमहर्षी डॉ. बापूजी साठुंखे.

**SHRI SWAMI VIVEKANAND SHIKSHAN SANSTHA KOLHAPUR'S
RAMKRISHANA PARAMAHANSA MAHAVIDYALAYA,
OSMANABAD.**

Under Criterion II of Teaching – Learning and Evaluation

386 responses

Student Name

386 responses

Rajendra Anna Waghamare
Babar Manoj bapu
Kamble Pradyumn Laxman
priyanka santosh satpute
Garad Pooja Harishchandra
Gore Ashwini Shankar
sutar kshitija umakant
Surwase Abhishek Shivaji
Priti Sudhakar Mali
waghmare pooja
Rakesh kathare
Shendge Sandhya Sanjay

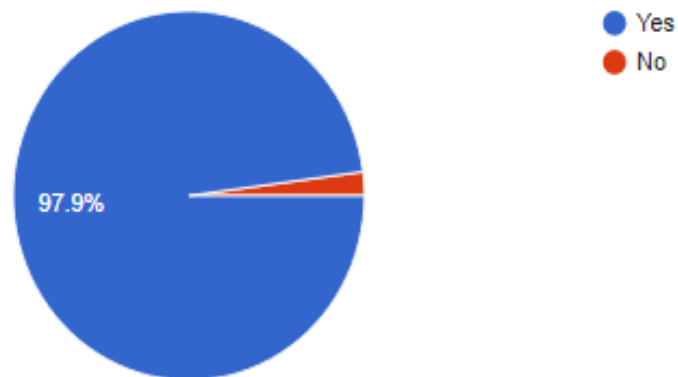
Class

386 responses

Bsc 3rd year
B.com 2nd year
B.com 1
B.com 1st year
B.com
B.Sc.3
B.sc III year
B.sc III
BA SY
B.Sc.1st year
Bsc 3
B.com-1

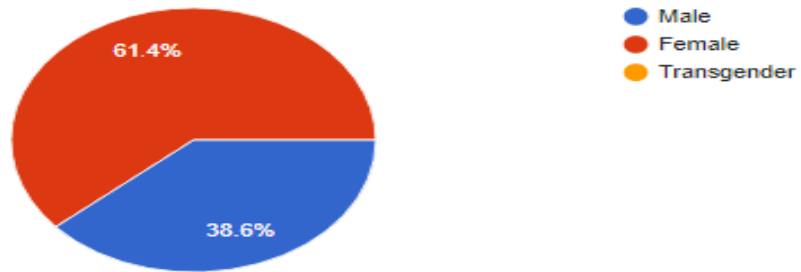
Please confirm this is the first and only time you answer this survey.

386 responses



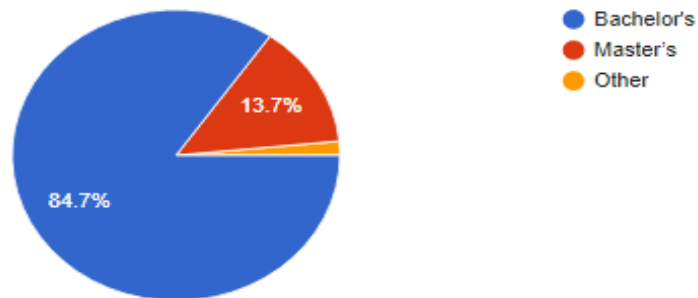
Gender

386 responses



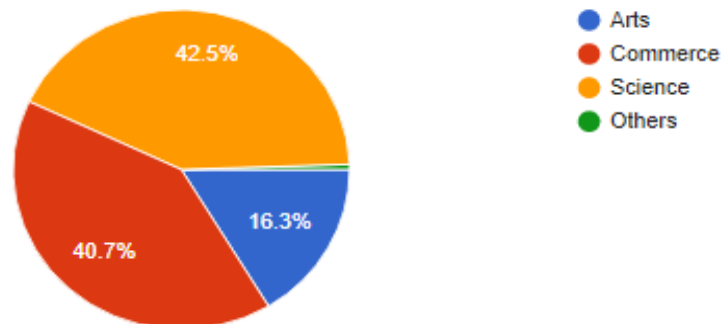
What degree program are you pursuing now?

386 responses



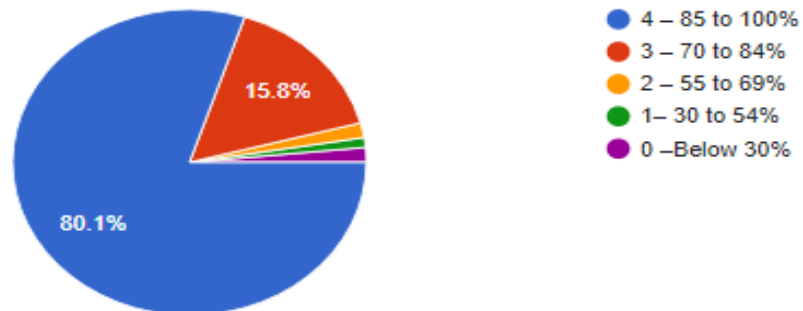
What subject area are you currently pursuing?

386 responses



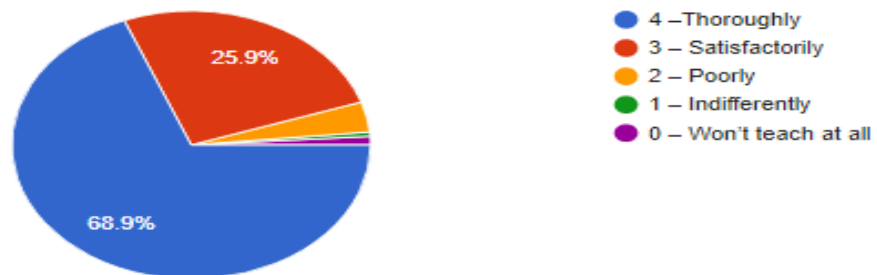
1. How much of the syllabus was covered in the class?

386 responses



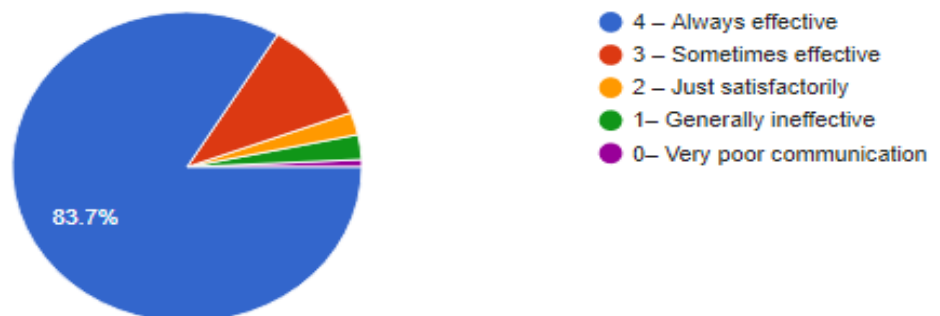
2. How well did the teachers prepare for the classes?

386 responses



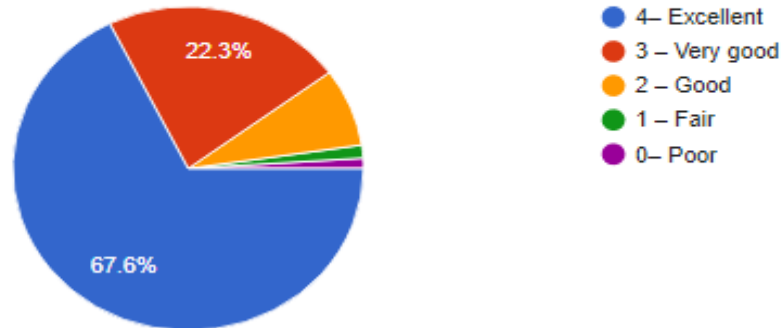
3. How well were the teachers able to communicate?

386 responses



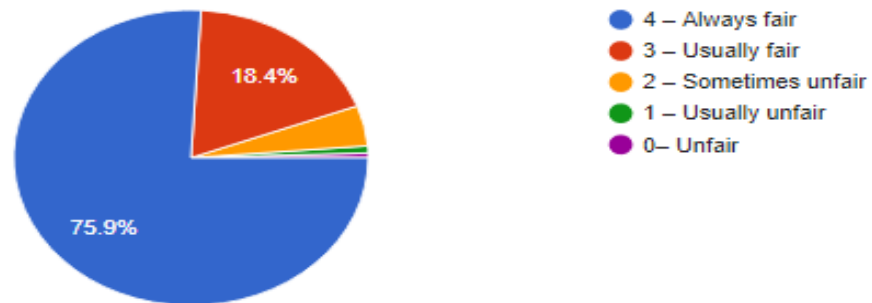
4. The teacher's approach to teaching can best be described as

386 responses



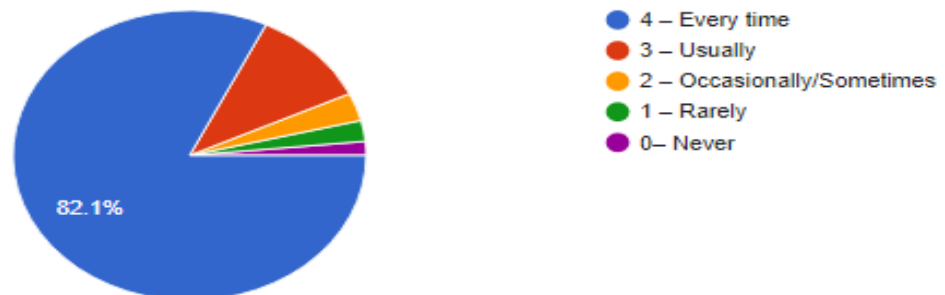
5. Fairness of the internal evaluation process by the teachers.

386 responses



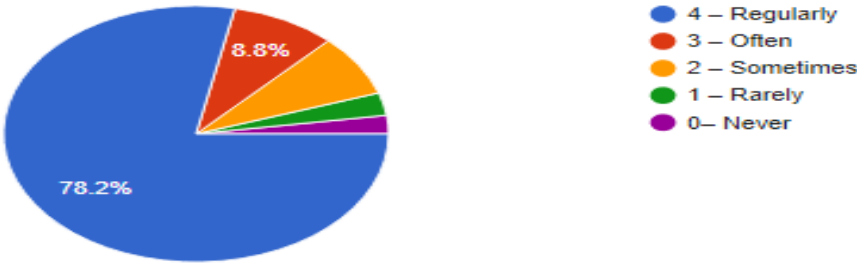
6. Was your performance in assignments discussed with you?

386 responses



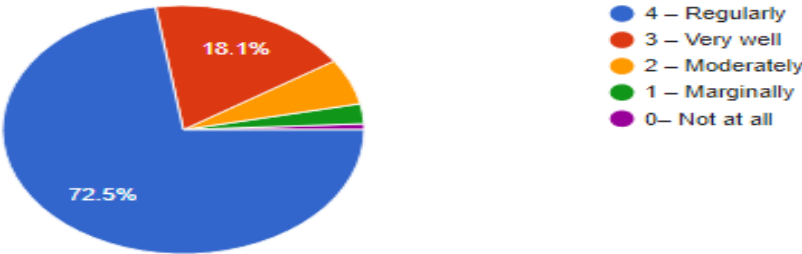
7. The institute takes active interest in promoting internship, student exchange, field visit opportunities for students.

386 responses



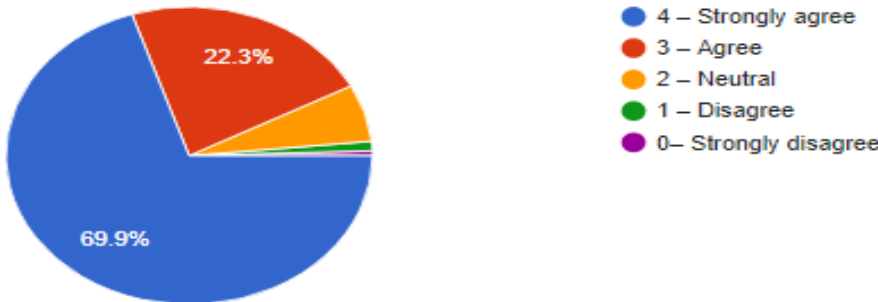
8. The teaching and mentoring process in your institution facilitates you in cognitive, social and emotional growth.

386 responses



9. The institution provides multiple opportunities to learn and grow.

386 responses



10. Teachers inform you about your expected competencies, course outcomes and programme outcomes.

386 responses



11. Your mentor does a necessary follow-up with an assigned task to you.

386 responses



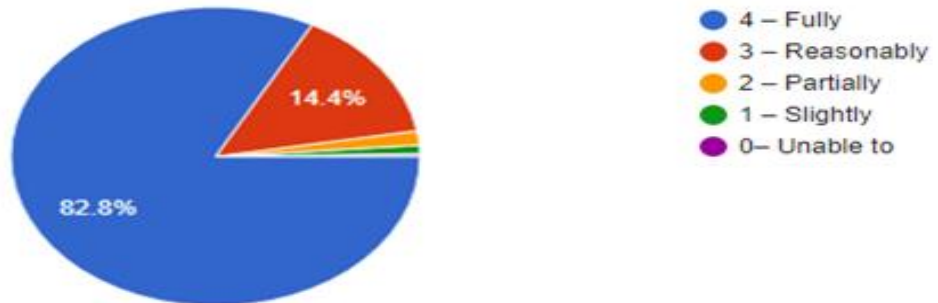
12. The teachers illustrate the concepts through examples and applications.

386 responses



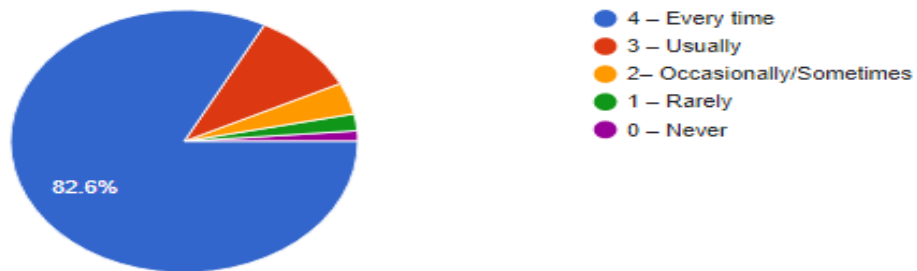
13. The teachers identify your strengths and encourage you with providing right level of challenges.

386 responses



14. Teachers are able to identify your weaknesses and help you to overcome them.

386 responses



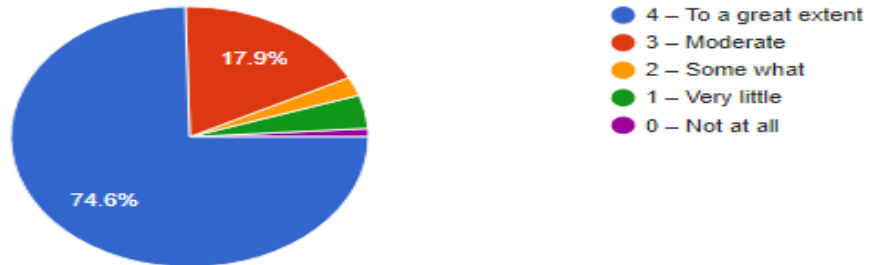
15. The institution makes effort to engage students in the monitoring, review and continuous quality improvement of the teaching learning process.

386 responses



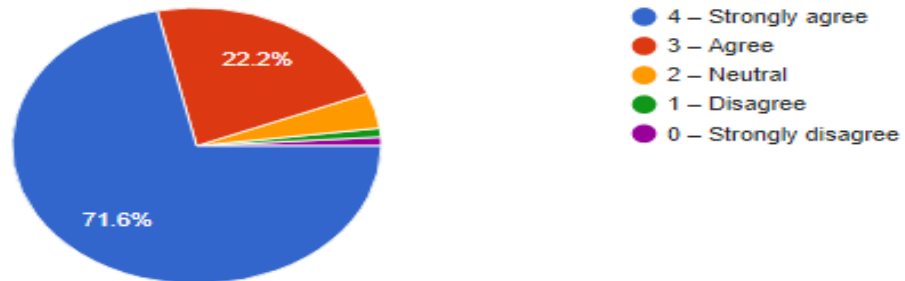
16. The institute/ teachers use student centric methods, such as experiential learning, participative learning and problem solving methodologies for enhancing learning experiences.

386 responses



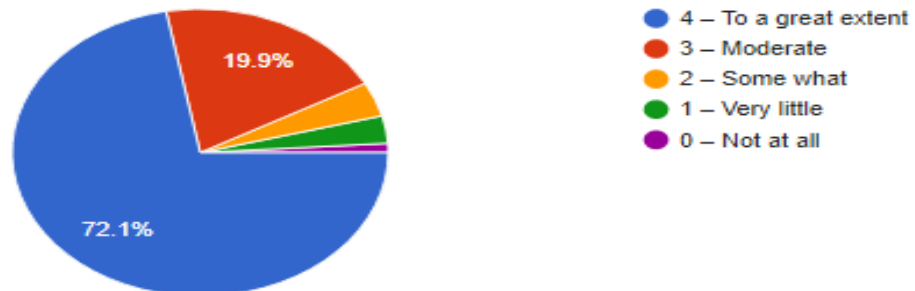
17. Teachers encourage you to participate in extracurricular activities.

386 responses



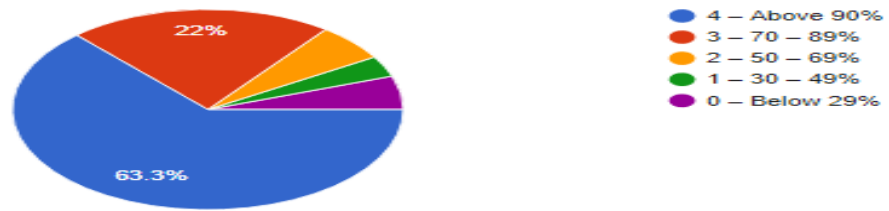
18. Efforts are made by the institute/ teachers to inculcate soft skills, life skills and employ ability skills to make you ready for the world of work.

386 responses



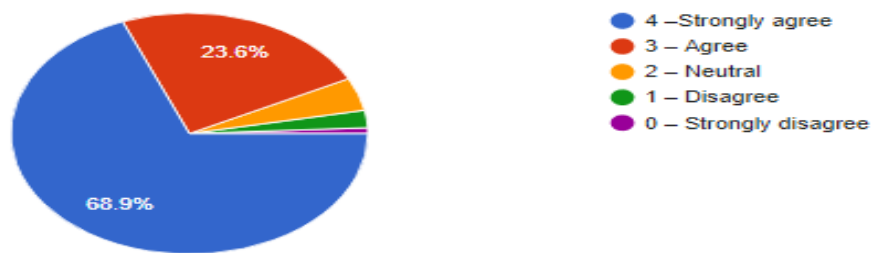
19. What percentage of teachers use ICT tools such as LCD projector, Multimedia, etc. while teaching.

386 responses



20. The overall quality of teaching-learning process in your institute is very good.

386 responses



21. Give three observation / suggestions to improve the overall teaching – learning experience in your institution.

386 responses

- Nothing
- Good
- No
- Boys hostel
- No boys hostel
- Boys hostel
- girls ciqurity
- Nothing
- nothing
- Keep it up